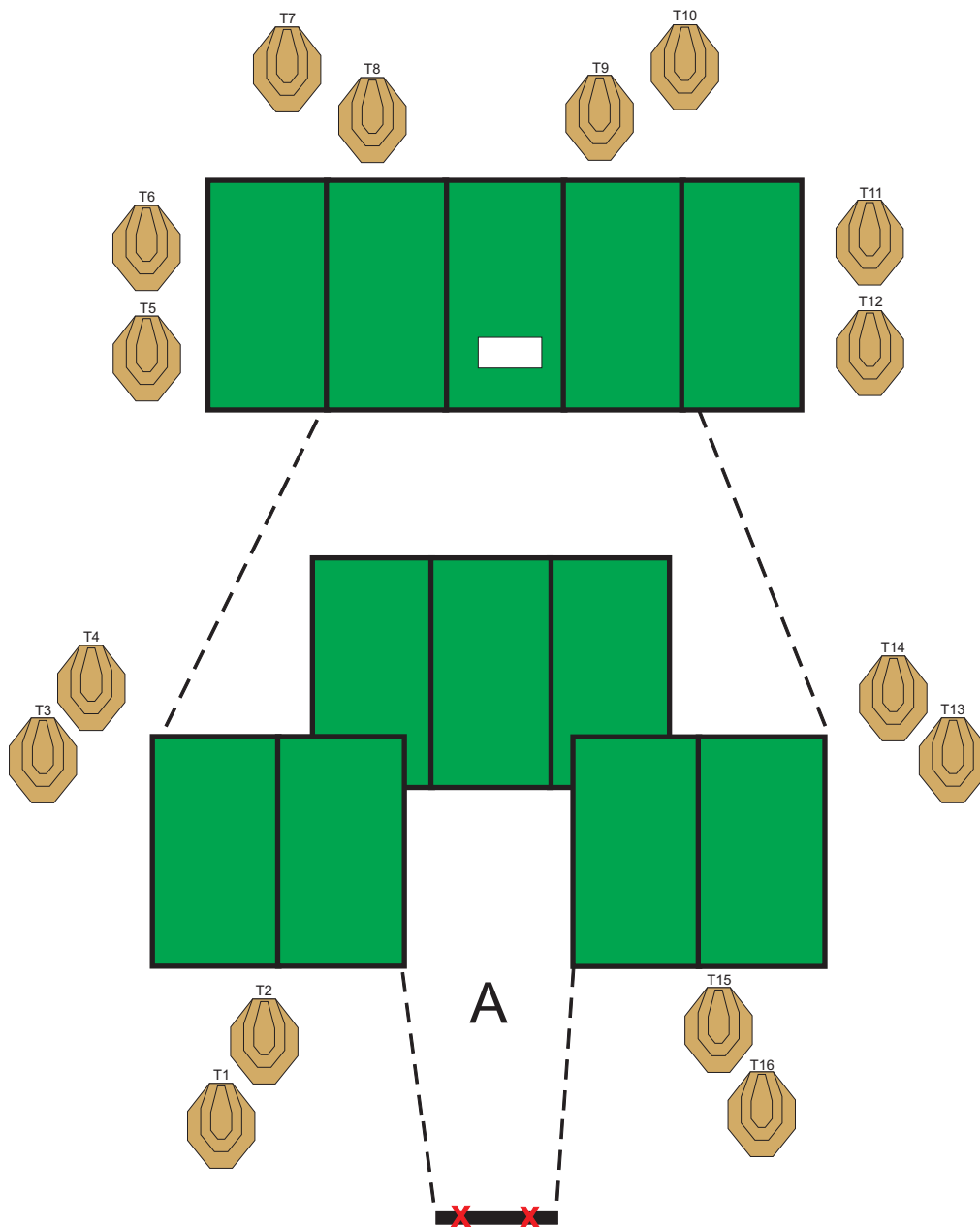
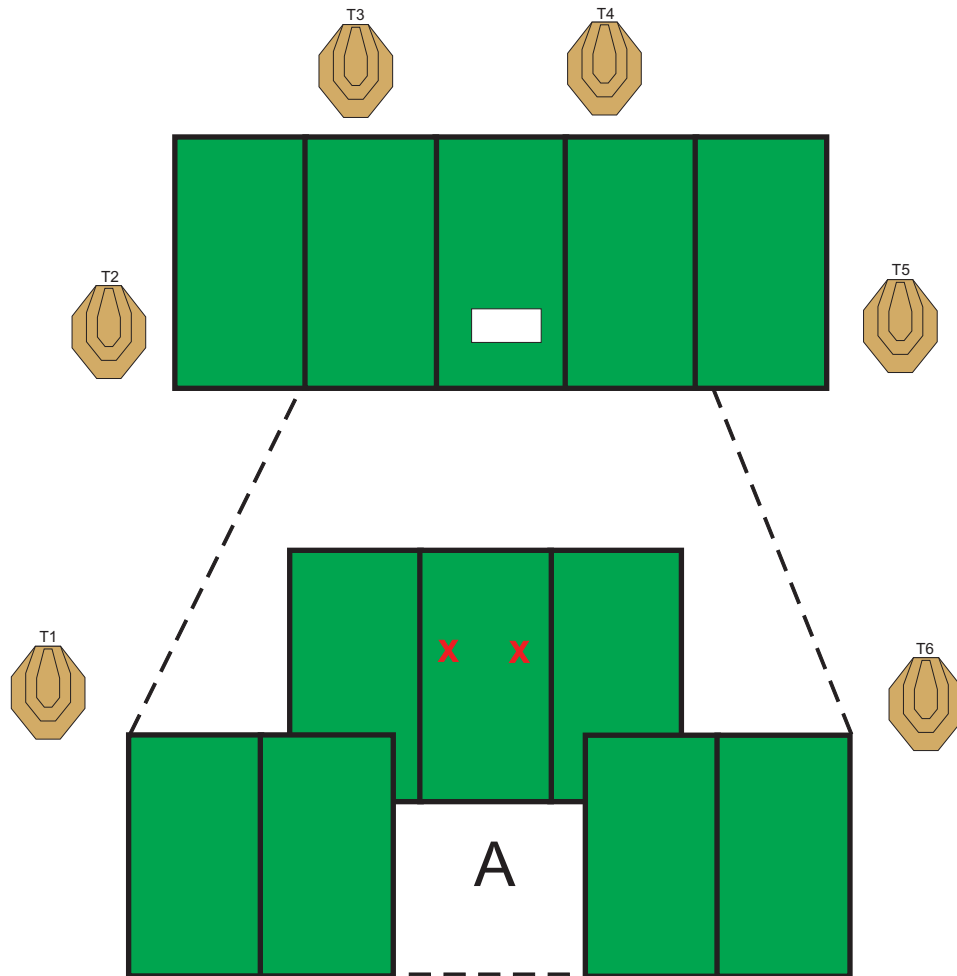


Monttu 1



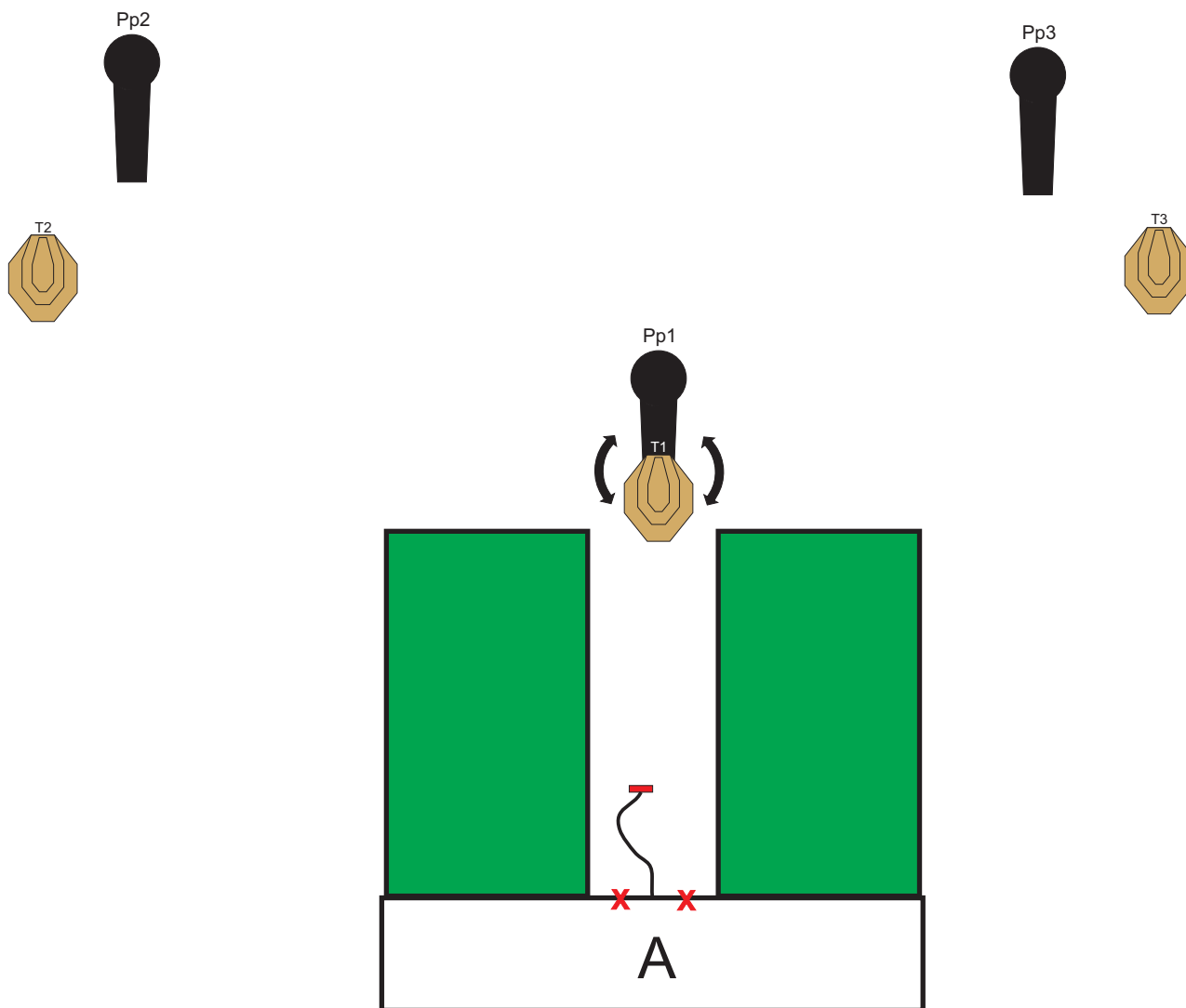
Stage number	1
Stage name	Run Forrest Run
Type of scoring	Comstock
Course of Fire Type	Long Course
Targets	16 classic targets,
Possible points	160
Distances	2-10m
Minimum round	32
Start position	Standing relaxed in Area A, facing downrange with both hands relaxed by sides. Both feet touching the marks on the ground at starting place.
Starts	On audible signal
Stops	Last shot
Penalties	As per current edition IPSC rules
Stage procedure	On the signal, draw and shoot all targets from Area A.

Monttu 1.1



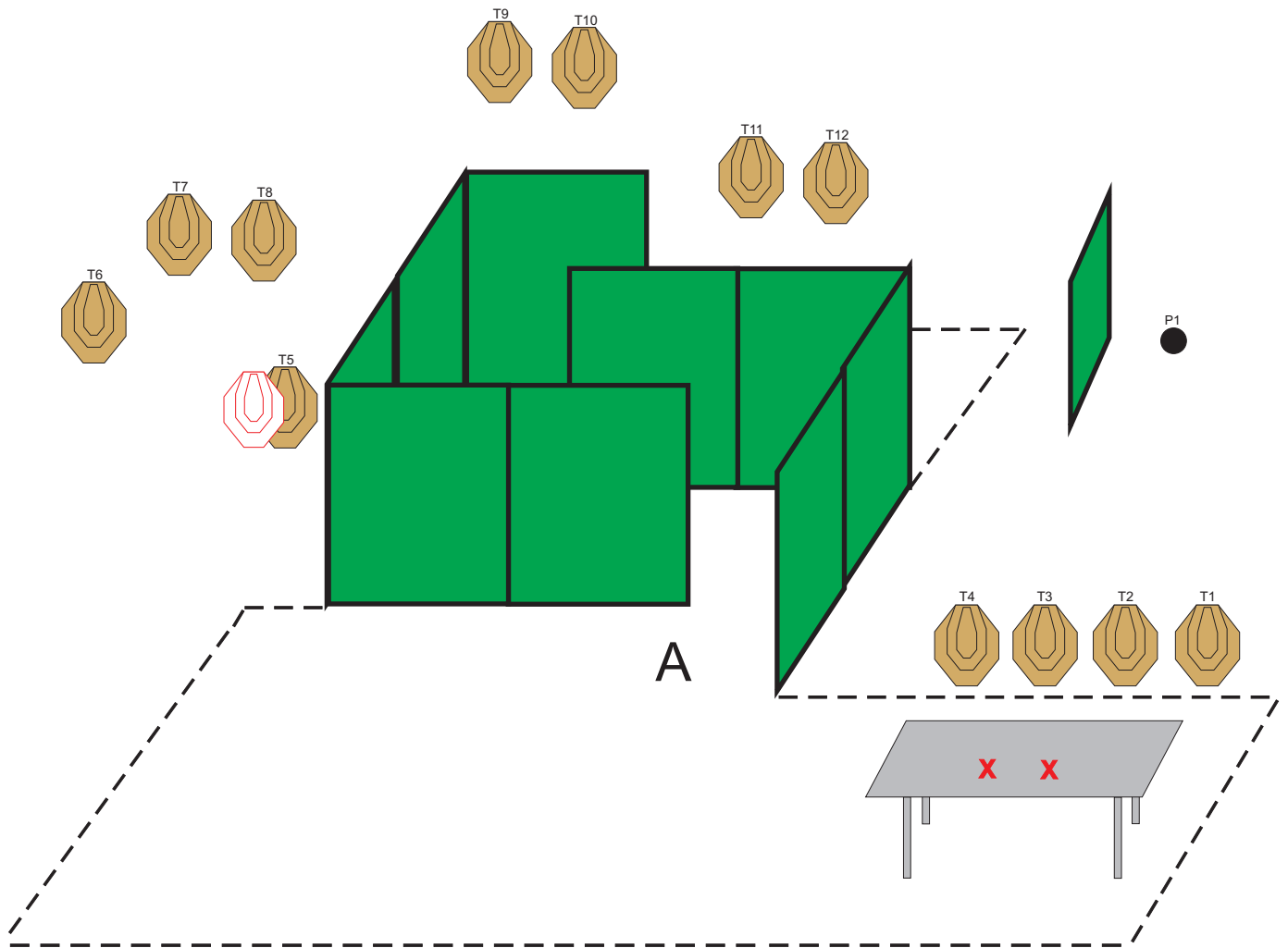
Stage number	10
Stage name	Keep Running Forrest
Type of scoring	Comstock
Course of Fire Type	Medium Course
Targets	6 classic targets,
Possible points	60
Distances	2-10m
Minimum round	12
Start position	Standing relaxed in Area A, facing downrange with both hands touching the marks on the wall at starting place.
Starts	On audible signal
Stops	Last shot
Penalties	As per current edition IPSC rules
Stage procedure	On the signal, draw and shoot all targets from Area A.

Monttu 2



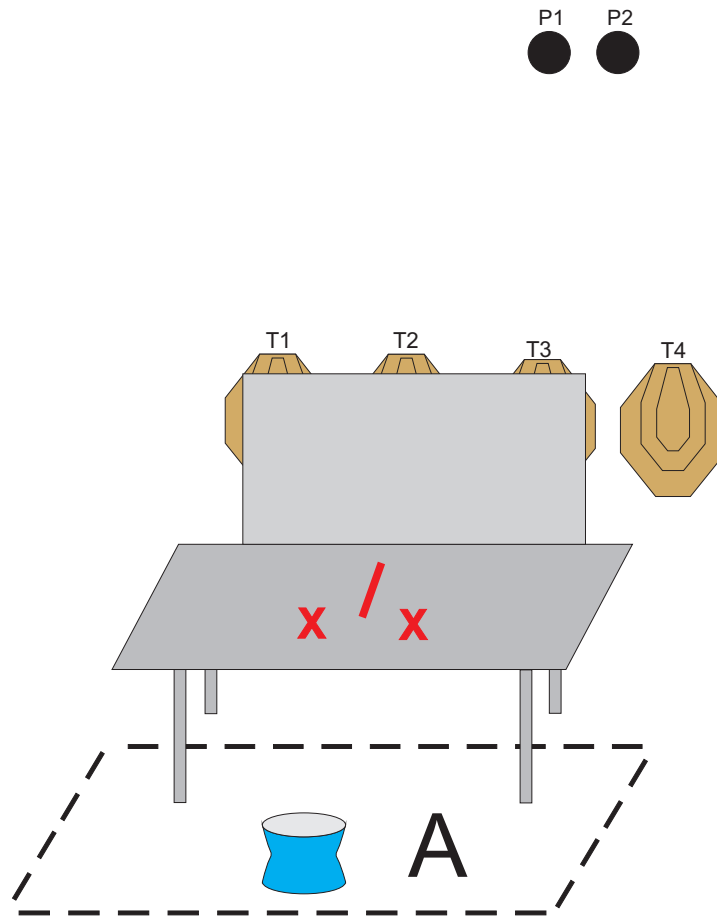
Stage number	11
Stage name	Flex-O
Type of scoring	Comstock
Course of Fire Type	Short Course
Targets	3 classic targets, 3 Pepper Popper
Possible points	45
Distances	10-20m
Minimum round	9
Start position	Standing relaxed in Area A, facing downrange with feet touching the marks on the ground at starting place. The weak hand is holding the flex-rope and strong hand is relaxed by side.
Starts	On audible signal
Stops	Last shot
Penalties	As per current edition IPSC rules
Stage procedure	On the signal, draw and shoot all targets, in any order, from Area A while keeping the flex-rope touching the weak hand's palm. Shots fired while not touching the flex with weak hand's palm will incur one procedural penalty for each shot fired. Pp1 will turn T1 visible.

Monttu 3



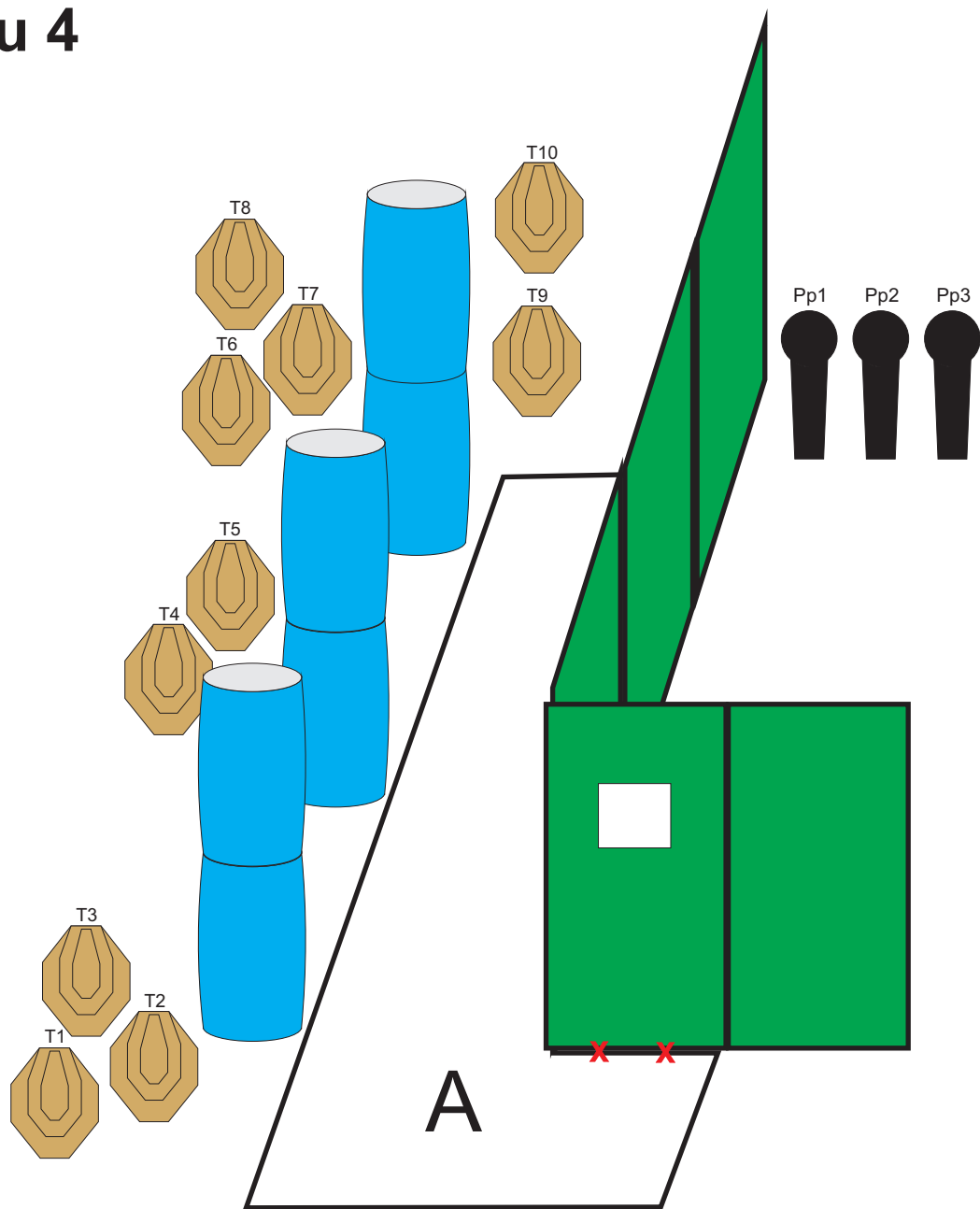
Stage number	2
Stage name	Z-Run
Type of scoring	Comstock
Course of Fire Type	Long Course
Targets	12 classic targets, 1 Plate, 1 NS
Possible points	125
Distances	5-15m
Minimum round	25
Start position	Standing behind the table in area A, facing downrange with both hands touching the marks on table, palms flat.
Starts	On audible signal
Stops	Last shot
Penalties	As per current edition IPSC rules
Stage procedure	On the signal, draw and shoot all targets from Area A.

Monttu 3.1



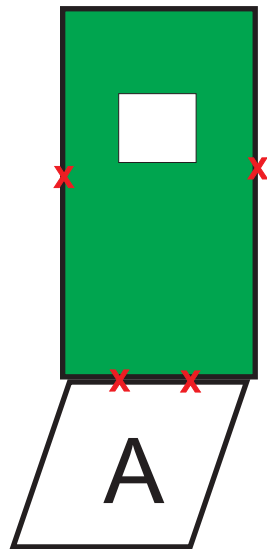
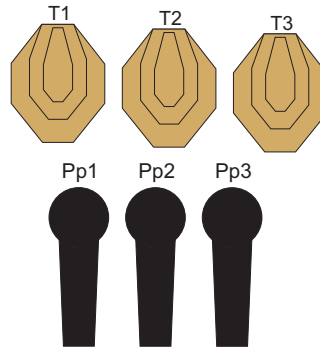
Stage number	12
Stage name	Up and Down
Type of scoring	Comstock
Course of Fire Type	Short Course
Targets	4 classic targets, 2 Plate
Possible points	50
Distances	3-15m
Minimum round	10
Start position	Start seated in area A, facing downrange with both hands touching the marks on table, palms flat. unloaded pistol pointing downrange will be located on the mark between hands.
Starts	On audible signal
Stops	Last shot
Penalties	As per current edition IPSC rules
Stage procedure	On the signal, pick up the pistol, load it and shoot the targets in any order from area A. The pistol must lie flat on one side and may not be propped up in any artificial manner.

Monttu 4



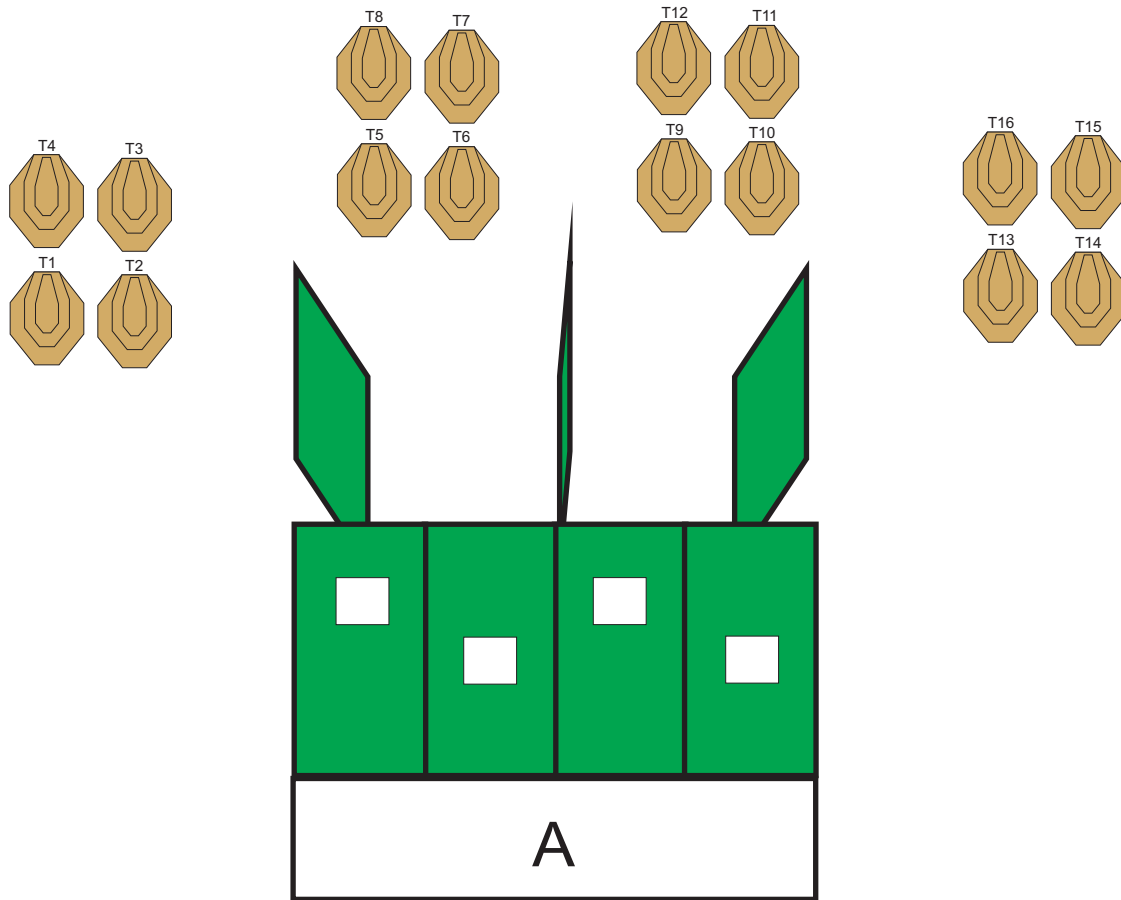
Stage number	3
Stage name	L-Code
Type of scoring	Comstock
Course of Fire Type	Long Course
Targets	10 classic targets, 3 Pepper Popper
Possible points	115
Distances	5-15m
Minimum round	23
Start position	Standing relaxed in Area A, facing downrange with both hands relaxed by sides. Both feet touching the marks on the ground at starting place.
Starts	On audible signal
Stops	Last shot
Penalties	As per current edition IPSC rules
Stage procedure	On the signal, draw and shoot all targets from Area A.

Monttu 4.1



Stage number	13
Stage name	Short P Steel
Type of scoring	Comstock
Course of Fire Type	Short Course
Targets	3 Classic targets, 3 Pepper Popper
Possible points	45
Distances	15-20m
Minimum round	9
Start position	Standing in Area A, facing downrange with hands and feet touching the marked positions at starting place.
Starts	On audible signal
Stops	Last shot
Penalties	As per current edition IPSC rules
Stage procedure	On the signal, draw and shoot all targets from Area A.

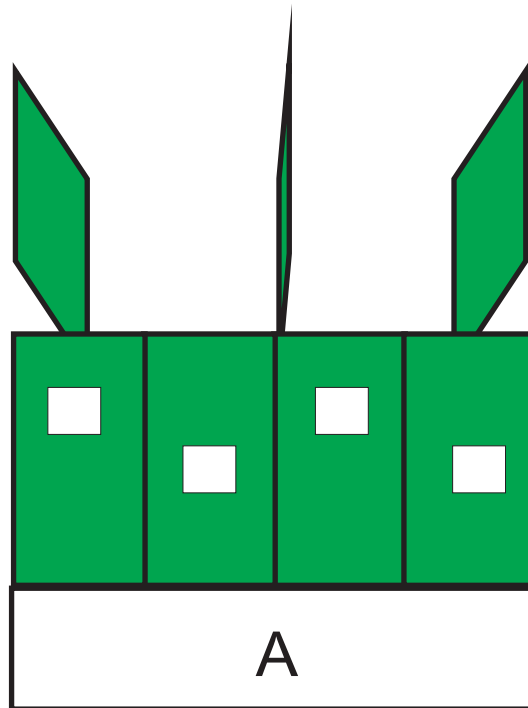
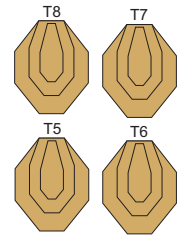
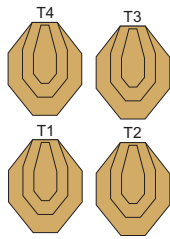
Monttu 5



Stage number	4
Stage name	Tubes
Type of scoring	Comstock
Course of Fire Type	Long Course
Targets	16 classic targets,
Possible points	160
Distances	10-20m
Minimum round	32
Start position	Standing relaxed in Area A, facing downrange with both hands relaxed by sides.
Starts	On audible signal
Stops	Last shot
Penalties	As per current edition IPSC rules
Stage procedure	On the signal, draw and shoot all targets from Area A.

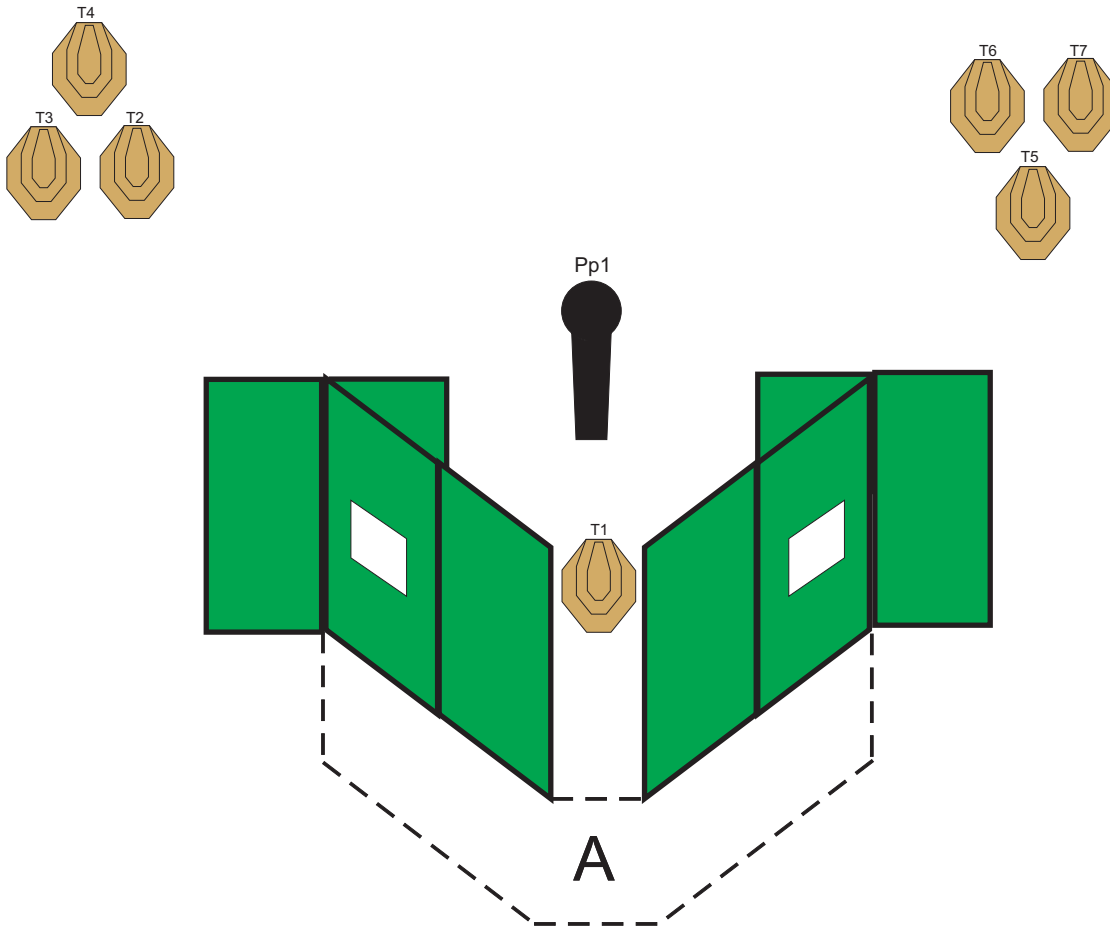
Monttu 5.1

P1



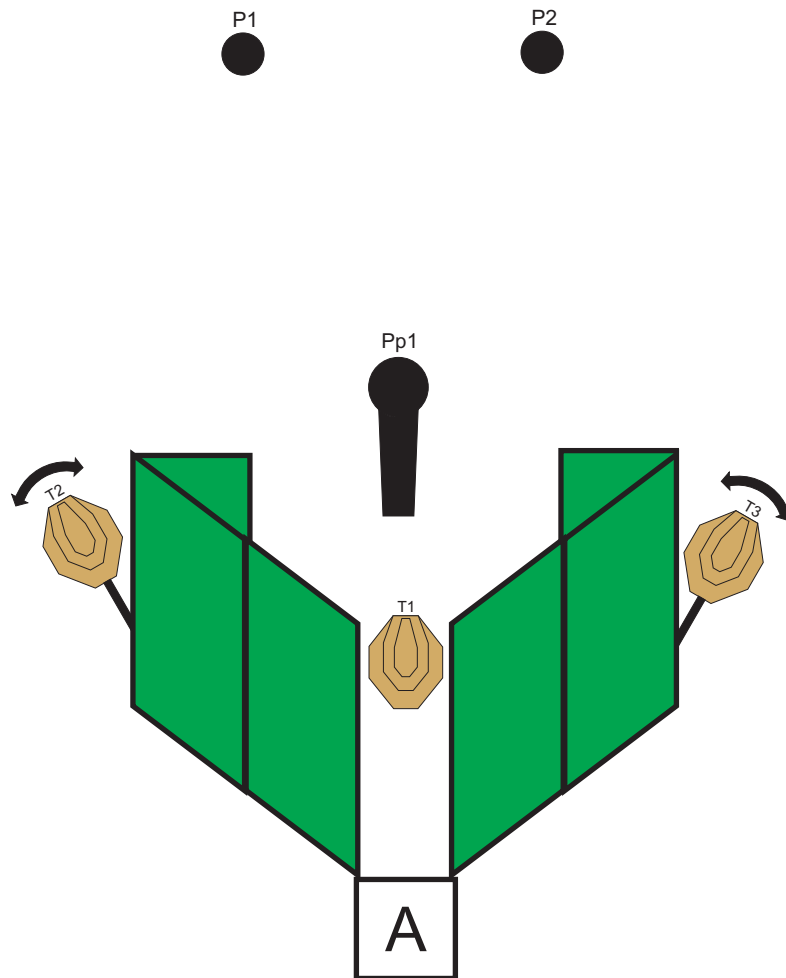
Stage number	14
Stage name	Holes
Type of scoring	Comstock
Course of Fire Type	Short Course
Targets	8 classic targets, 1 Plate
Possible points	45
Distances	10-20m
Minimum round	9
Start position	Standing relaxed in Area A, facing downrange with both hands relaxed by sides.
Starts	On audible signal
Stops	Last shot
Penalties	As per current edition IPSC rules
Stage procedure	On the signal, draw and shoot all targets from Area A. Only one round each.

Monttu 6



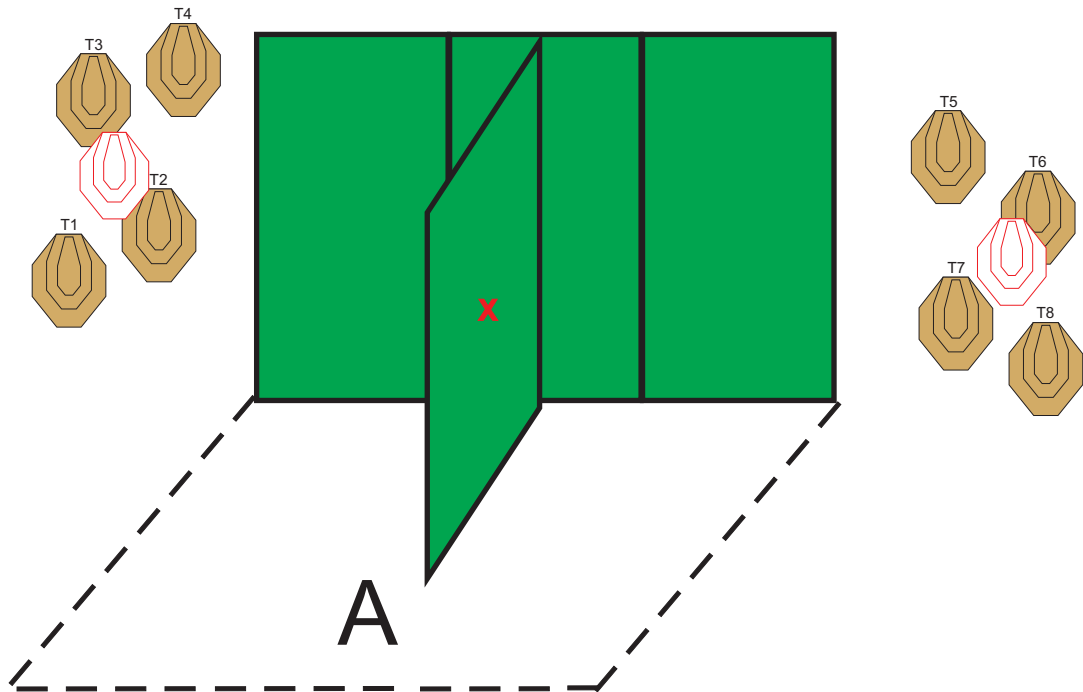
Stage number	5
Stage name	Corner
Type of scoring	Comstock
Course of Fire Type	Medium Course
Targets	7 classic targets, 1 Pepper Popper
Possible points	75
Distances	5-20m
Minimum round	15
Start position	Standing relaxed in Area A, facing downrange with both hands relaxed by sides.
Starts	On audible signal
Stops	Last shot
Penalties	As per current edition IPSC rules
Stage procedure	On the signal, draw and shoot all targets from Area A.

Monttu 6.1



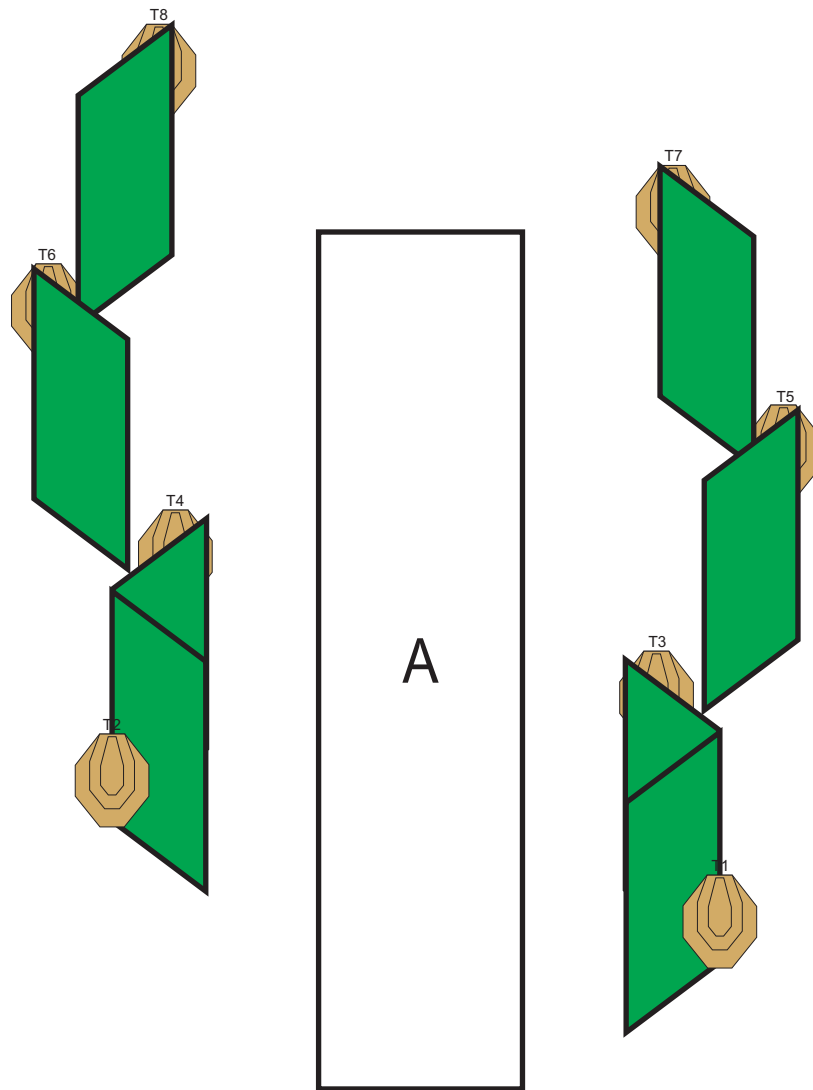
Stage number	15
Stage name	V-Style
Type of scoring	Comstock
Course of Fire Type	Short Course
Targets	3 classic targets, 1 Pepper Popper and 2 Plate
Possible points	45
Distances	5-10m
Minimum round	9
Start position	Standing relaxed in Area A, facing downrange with both hands relaxed by sides.
Starts	On audible signal
Stops	Last shot
Penalties	As per current edition IPSC rules
Stage procedure	On the signal, draw and shoot all targets from Area A. Pepper popper (Pp1) will activate swingers (T2 & T3).

Monttu 7



Stage number	6
Stage name	Wall
Type of scoring	Comstock
Course of Fire Type	Medium Course
Targets	8 classic targets, 2 NS
Possible points	80
Distances	4-10m
Minimum round	16
Start position	Standing in Area A with both hands relaxed by side. Shooters back is touching the mark on the wall. Loaded gun in holster.
Starts	On audible signal
Stops	Last shot
Penalties	As per current edition IPSC rules
Stage procedure	On the signal, draw and shoot all targets from Area A.

Monttu 8



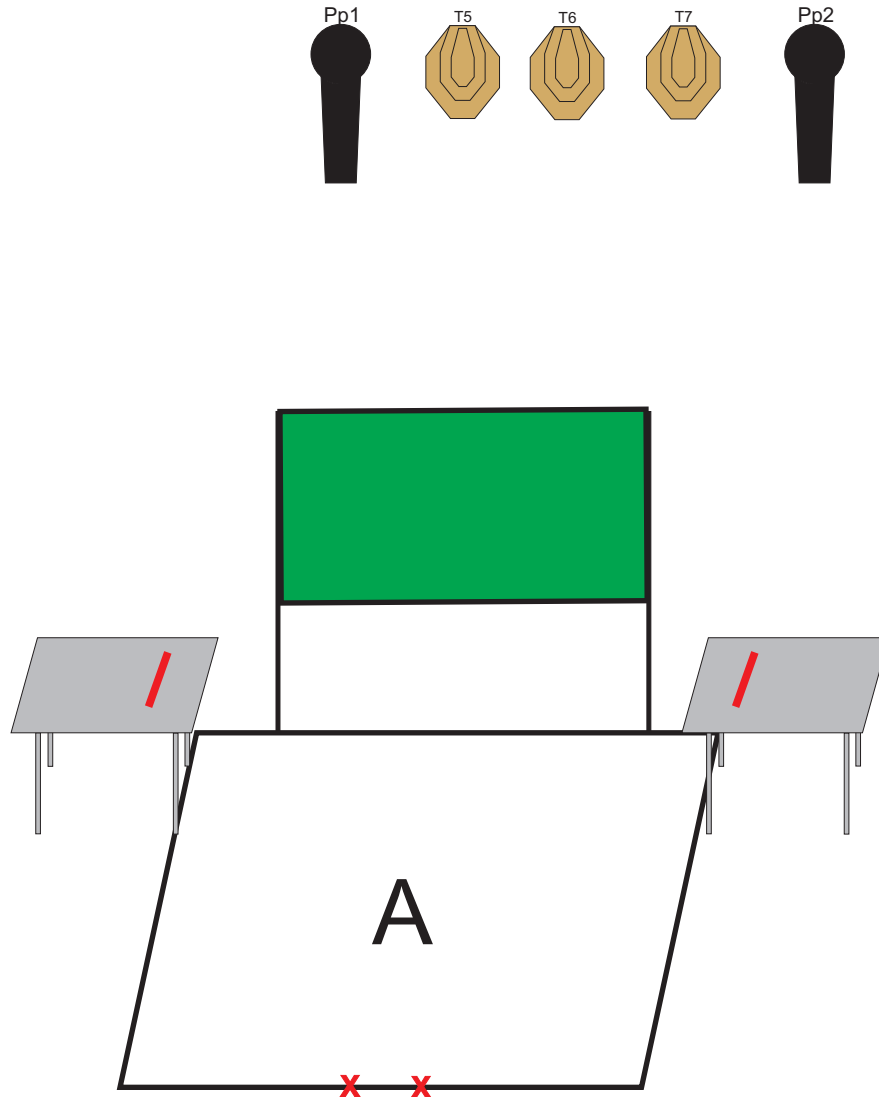
Stage number	7
Stage name	Sides
Type of scoring	Comstock
Course of Fire Type	Medium Course
Targets	8 classic targets
Possible points	80
Distances	10-20m
Minimum round	16
Start position	Standing relaxed in Area A, facing downrange with both hands relaxed by sides.
Starts	On audible signal
Stops	Last shot
Penalties	As per current edition IPSC rules
Stage procedure	On the signal, draw and shoot all targets from Area A.

Monttu 9



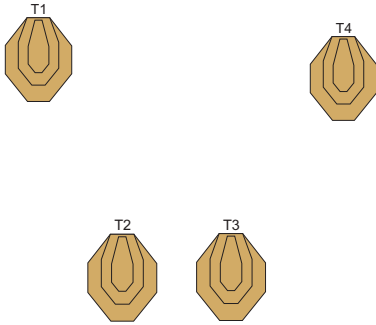
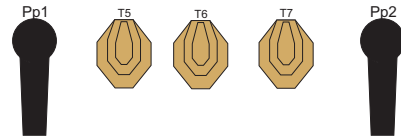
Stage number	8
Stage name	So Close
Type of scoring	Comstock
Course of Fire Type	Short Course
Targets	4 classic targets
Possible points	40
Distances	20-30m
Minimum round	8
Start position	Start seated in area A, facing downrange with both hands touching the knees. Pistol with magazine inserted and chamber empty in holster.
Starts	On audible signal
Stops	Last shot
Penalties	As per current edition IPSC rules
Stage procedure	On the signal, draw the pistol, rack the slide and shoot the targets in any order from Area A.

Monttu 9.1



Stage number	9
Stage name	Too Close
Type of scoring	Comstock
Course of Fire Type	Short Course
Targets	2 classic targets, 2 Pepper Popper
Possible points	40
Distances	40m
Minimum round	8
Start position	Standing relaxed in Area A, facing downrange with both hands relaxed by sides. Both feet touching the marks on the ground at starting place. Unloaded gun placed on one table and all magazines on the other table.
Starts	On audible signal
Stops	Last shot
Penalties	As per current edition IPSC rules
Stage procedure	On the signal, pick up the pistol and magazines, load the gun and shoot targets in any order from Area A.

Monttu 9.1



Stage number	16
Stage name	A way Too Close
Type of scoring	Comstock
Course of Fire Type	Short Course
Targets	7 classic targets, 2 Pepper Popper
Possible points	45
Distances	5-20m
Minimum round	9
Start position	Kneeling in Area A, facing downrange with both hands behind the head and with both knees touching the ground. Pistol with magazine inserted and empty chamber in holster.
Starts	On audible signal
Stops	Last shot
Penalties	As per current edition IPSC rules
Stage procedure	On the signal, draw, rack the slide and shoot the targets in any order from Area A with one round only.